

**Information for Away Fans with Disabilities and Mobility Issues**

**Partick Thistle v Dunfermline Athletic**

**William Hill Championship**

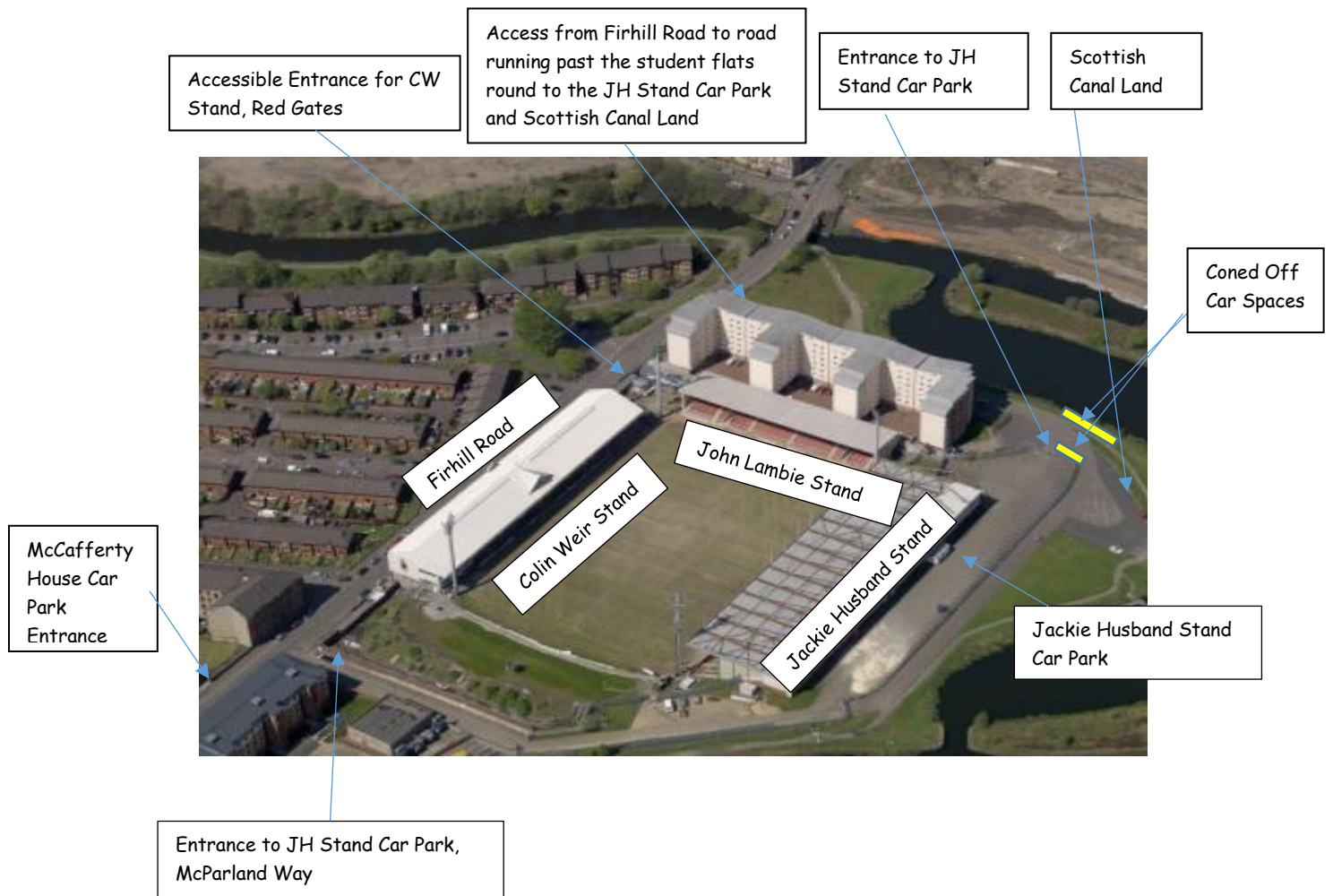
**The Wyre Stadium at Firhill**

**Saturday 21<sup>st</sup> September 2024 Kick off 3.00pm**

**Stands**

For this match, away fans will be in the Colin Weir Stand.

The front section of the Colin Weir Stand (the old Enclosure) will also be open for home and away fans with disabilities and mobility issues.



## Tickets

The price of tickets is as follows:

Adult: £22

Concession (under 16, over 65, fan with disability): £16

Junior (under 12): £5

Tickets are available to purchase online using Partick Thistle's Fanbase ticketing platform at:

<https://app.fanbaseclub.com/Fan/Tickets/SelectType?fixtureId=5916>

However carer tickets are not available online. They can be purchased/obtained from the Partick Thistle Ticket Office by either going into it during office hours or phoning 0141 579 1971.

Fans with disabilities may purchase their tickets (cash only) from the staff member on duty at the gates of the accessible entrance on Firhill Road.

Alternatively, fans may contact Partick Thistle's Disability Access Officer, Dougie McInnes, to arrange carer tickets, email address is:

[dao@ptfc.co.uk](mailto:dao@ptfc.co.uk)

## Car parking

A limited number of car park spaces for blue badge holders are available.

These can be reserved by emailing [dao@ptfc.co.uk](mailto:dao@ptfc.co.uk)

## Supporters' Bus Drop Off

Supporters' buses park in Panmure Street, a 10 minute walk for an able bodied person up the hill from the stadium.


A request can be made in advance of a match to the Firhill Safety Team for fans with mobility issues to be dropped off and picked up at the stadium.

To make a request for a drop off/pick up, Partick Thistle's Disability Access Officer should be emailed at [dao@ptfc.co.uk](mailto:dao@ptfc.co.uk)

## Entering the Colin Weir Stand

### Photograph 1

The red gates of the accessible entrance on Firhill Road are shown below. The turnstiles to the left lead into the John Lambie Stand, the Colin Weir Stand turnstiles are to the right. Just to the right of the Colin Weir Stand turnstiles is the able bodied persons' entrance to the Aitken Suite Lounge.



## Photograph 2

Below shows Firhill Road with the Colin Weir Stand, looking down Firhill Road towards the city.

The John Lambie is out of sight but it is the modern stand to the left.



Photograph 3

Below shows the Aitken Suite Lounge which is open on match days for home and away fans. It has a disabled toilet.



Photograph 4


Once you go through the red gates of the accessible entrance there is a slope up to the John Lambie Stand on the left and to the Colin Weir Stand on the right.



### Photograph 5

The Aitken Suite can be entered by an entrance on Firhill Road which has steps. But it can also be entered by wheelchair users using the ramp shown below. It is situated just behind the red doors of the accessible entrance.

Stewards should be approached to give assistance.




### Photograph 6

There are three flights of steps to climb to reach the elevated seats of the Colin Weir Stand.

Two flights lead to the concourse and the third flight leads to the seating area.

A catering kiosk is located on the concourse, toilets are situated at ground level, but are not disabled toilets.





Photograph 7

Second flight of stairs.



Photograph 8

The third set of stairs leading to the elevated seating area is shown below:



## Photograph 9

Rather than using the flights of steps inside the stand, the elevated seated area of the Colin Weir Stand can also be accessed from the old enclosure.

The stewards on duty will be able to give assistance.

The old enclosure can be reached by going through the red gates of the accessible entrance.

In the photograph below the old enclosure is to the left. The red gates of the accessible entrance are to the right.

Wheelchair users can view matches from the old enclosure of the Colin Weir Stand.

There is a slight slope from the gates up to the old enclosure.



### Photograph 10

The flight of steps from the old enclosure at the front of the Colin Weir Stand to the elevated seating area can be seen below.

Also shown are some of the seats which can be used by fans who cannot manage the stairs and also by fans accompanying wheelchair users. There are more seats further along the enclosure, closer to the halfway line of the pitch.



Photograph 11

The steps from the old enclosure lead up into the seats in the elevated area.  
This is the view looking down.



Photograph 12

The old enclosure stretches along half the length of the Colin Weir Stand.



Photograph 13


The entrance to the disabled toilet in the old enclosure is shown.

There are more seats which can be used further along.



Photograph 14

The photograph show the interior of the disabled toilet in the old enclosure.





Photograph 15

This is the view from the front row of the elevated seats in the Colin Weir Stand.

The end of the disabled toilet in the old enclosure can be seen to the right.



Photograph 16

Here is a view of the pitch from the old enclosure. The John Lambie Stand is to the left and the Jackie Husband Stand is to the right.



Photograph 17

Here is a view of the pitch from the Colin Weir Stand enclosure, showing the Jackie Husband Stand on the other side of the pitch.

